

# Monroe County Provider Survey Report

## Methodology and Purpose

The Monroe County Family Connection distributed a survey to social service providers as part of a comprehensive community needs assessment. A web survey was available as an alternative to the paper version. The purpose of the survey was to identify "needs" and "barriers to services" from the front-line staff at community agencies, schools, and other organizations. 43 surveys were returned for analysis. Following is a summary report of the survey results.

## Community Needs

The providers were given a list of 59 unmet needs and asked to indicate if the need was, "Very Serious," "Somewhat Serious," "Not Very Serious," or "No opinion/Don't Know."

## Overall Reporting

The following are the top unmet needs chosen by the providers as being "Very Serious."

1. Services for victims of rape and domestic assault
2. Crime prevention
3. Child abuse and neglect
4. Alcohol-abuse prevention and outpatient treatment
5. Tie - Law enforcement protection
5. Tie - Inpatient treatment for drug use

## Sub-Group Reporting

Monroe County Residents, as a sub-group, had similar rankings of the top most serious issues as shown below.

1. Services for victims of rape and domestic assault
2. Crime prevention
3. Child abuse and neglect
4. Law enforcement protection
5. Short-term inpatient treatment for mental illness

Non-residents, as a sub-group, had differing rankings of the top issues to residents.

1. Alcohol-abuse prevention and outpatient treatment
2. Tie - Drug-abuse prevention and outpatient treatment
2. Tie - Inpatient treatment for drug use
3. Financial assistance
4. Tie - After school care
4. Tie - Crime prevention
4. Tie - Inpatient treatment for alcohol use
5. Child abuse and neglect

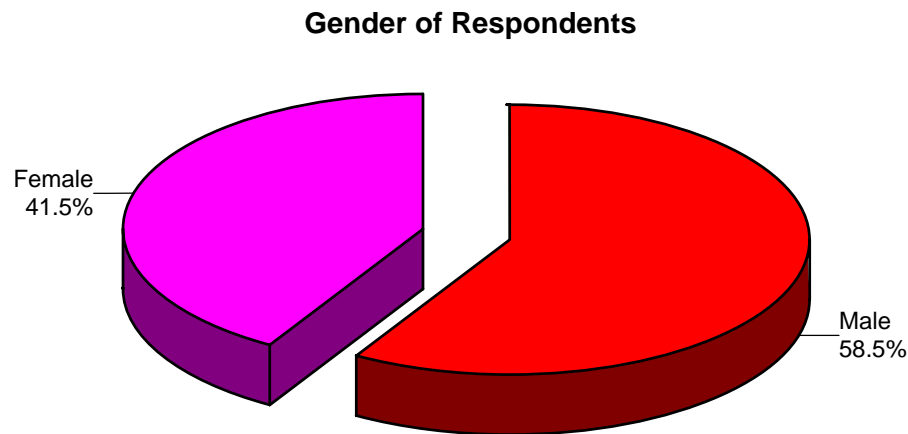
### Barriers to Services

In the second section of the survey, the providers were asked to identify any barriers within the community that prevent people from accessing existing services. Overall, the services providers identified the following as the "Most Serious" barriers within Monroe County.

1. Lack of transportation
2. Lack of information about available services
3. Lack of child care
4. Lack of agency resources (funding, staffing)
5. Cost of services

### Demographics of Respondents

Respondents' gender, age group, ethnicity, county of residence, and place of employment are shown in figures 1 - 5 below.



Gender

Figure 1

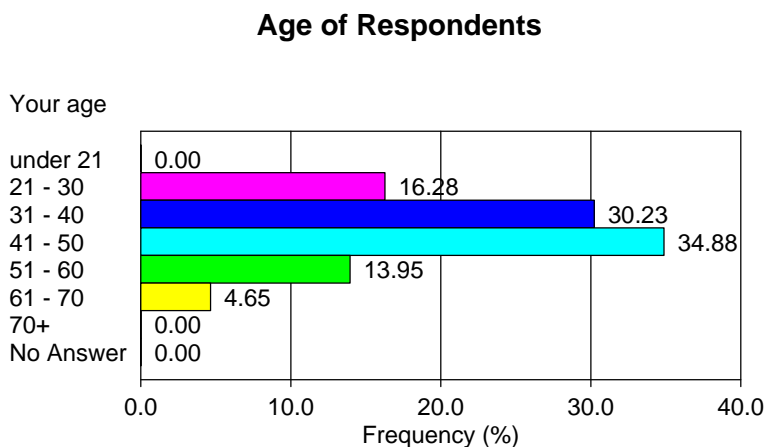


Figure 2

## Demographics of Respondents Continued

### Ethnicity of Respondents





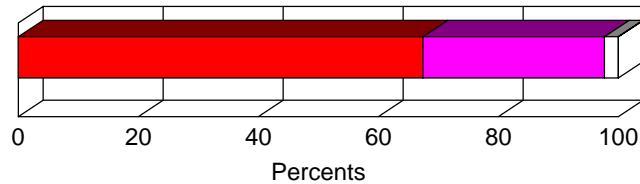
Ethnicity (Optional)			
	Counts	Percents	Percents
			0 100
Black or African-American	12	27.9%	
White or Caucasian	25	58.1%	
Hispanic or Latino	0	0.0%	
Asian	0	0.0%	
Other	4	9.3%	
No Answer	2	4.7%	
Totals	43	100.0%	

Figure 3

### Monroe County Residents



Do you live in Monroe County?

 Yes

 No


 No Answer

Figure 4: Yes - 67.4% No - 30.2% No Answer - 2.3%

### Workplace of Respondents

Where do you work?

- 41.9% Sheriff's Department
- 16.3% Forsyth Police Department
- 7.0% Public Health
- 7.0% Public Mental Health
- 4.7% Department of Family and Children's Services
- 4.7% Forsyth Fire Department
- 16.3% Other
- 2.3% No Answer

- Government Employee
- Hospital
- Law Enforcement

Figure 5